

ECOUSTIC SCULPT™ CLASSIC DEEP & SHALLOW



unika vaev

INSTYLE

Hear yourself think®

ECOUSTIC SCULPT™ COLOR




ALMOND



ARIZONA



BLUEBELL



COOL



DENIM



FAWN



GALAXY



HORIZON




IRIS



LEAF



OLIVE



OXIDE



SNOWDROP



TUNGSTEN



VENUS

Product may vary in color due to the nature of the media
Please refer to website for current color range

ecoustic® global leaders
by INSTYLE in acoustic
products

ECOUSTIC SCULPT™ CLASSIC



CONTENT	100% PET Panels with aluminum rails
DIMENSIONS	<p>Deep- 47 13/16" x 23 13/16" x 4 1/2" (1215mm x 605mm x 115mm) 23 13/16" x 23 13/16" x 4 1/2" (605mm x 605mm x 115mm)</p> <p>Shallow- 47 13/16" x 23 13/16" x 2 3/8" (1195mm x 595mm x 60mm) 23 13/16" x 23 13/16" x 2 3/8" (605mm x 605mm x 60mm)</p>
APPLICATION	Ceiling
FIRE RATINGS	Class A
ASTM E84 AS/ISO 9705 AS/NZS 1530.3 CAN ULCS102	
ACOUSTIC	<p>Base NRC: 0.65 - 0.75 (Applies to all profiles) With Infill NRC: 0.90 (Applies to all profiles) *See graph on following page</p>
DROP CEILING	<p>ecoustic Sculpt™ Ceiling tile is designed to be compatible with 9/16" (15mm) and 15/16" (24mm) exposed tee grid systems in slim and standard profiles. Grid type must be specified with order.</p>
DESCRIPTION	<p>ecoustic Sculpt™ is an award-winning, acoustic drop-in ceiling tile system available in a range of striking designs, from understated simplicity to dramatic sculptural shapes, for new and existing spaces. The unique patented ceiling tile system achieves a high level of acoustic performance due to its design, construction and raw materials.</p>

Designed for the Environment:

- Mindful MATERIALS
- Cal 01350 Compliant
- Low-VOC Certified
- Oeko-Tex Certified
- Prop 65 Compliant
- Declare CDHP Emissions Compliant
- HHI Compliant
- Global Greentag
- HPD
- ISO 14001-certified Environmental Management System
- Solid Core panels used to produce ecoustic® Baffle are Cradle to Cradle - Bronze certified

Please Note: It is the responsibility of site installation managers to confirm compatibility between the ceiling grid system specified and the dimensions of ecoustic® ceiling tiles prior to placement of purchase order. Custom sized ecoustic® ceiling tiles can be produced, however, conditions do apply. Please contact Unika Vaev customer service or your local sales representative for more information.

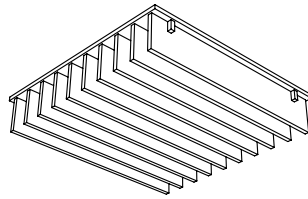
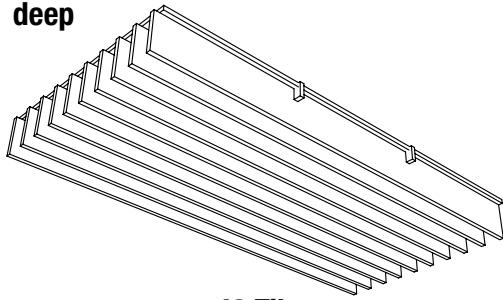
Building Rating Systems: Sculpt will contribute the following points for Green Star, LEED + WELL building standards.

Criteria	Green Star	LEED	WELL
Low VOC	√	√	√
3rd Party Certification	-	√	√
Toxic Material Reduction	N/A	N/A	√
Sound Reducing Surfaces	N/A	N/A	√



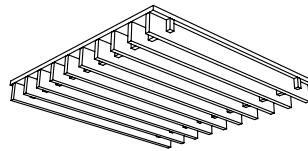
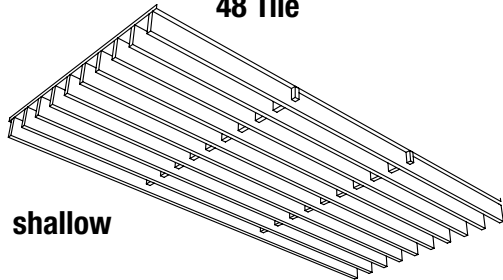
ACOUSTIC SCULPT™ CLASSIC

deep




48 Tile

24 Tile



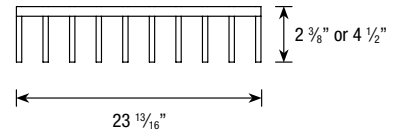
shallow

FRONT



47 ¹³/₁₆" or 23 ¹³/₁₆"

SIDE

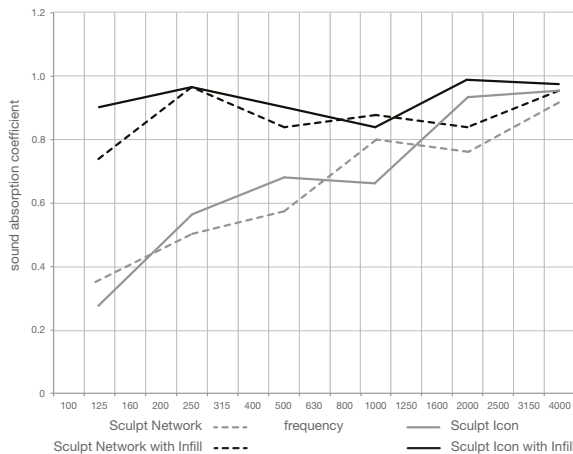


2 ³/₈" or 4 ¹/₂"

23 ¹³/₁₆"

ACOUSTIC RESULTS

ecoustic Sculpt™ consists of 15 profiles each with different surface areas. Acoustic testing was performed on the smallest (Network) and largest (Icon) profiles, with and without ecoustic® Infill. This gives ecoustic Sculpt™ a NRC range that covers all 15 profiles.



Award-Winning + Patented Design: The unique ecoustic Sculpt™ ceiling tile system has been awarded Australian Innovation Patent, New Zealand, United States & Patent Co-operation Treaty Patent Pending. ecoustic Sculpt™ has won four international awards:

- Neon Best New Acoustic Panels and Solutions Gold Award 2018
- Good Design Australia Gold Award 2019
- Architizer A+Awards Finishes – Ceilings Winner 2019
- Interior Design Excellence Award Object Winner 2019

IMPORTANT

Toxicity: Polyester is nontoxic and is classed the same as wood under the state of New York article 15 Part 1120. ecoustic Sculpt™ Ceiling tile does not contain any Red list chemicals (USA EPA), free of PFCs, flame retardants, phthalates, and urea formaldehyde.

Moisture Absorption: Exposure to an atmosphere of 50% and 95% RH for four days provides moisture absorption of less than 0.2% per volume. As ecoustic Sculpt™ is 100% polyester, it will not degrade over time due to moisture, mildew, or rot in office environments.

Fixtures: Any fixtures must be supported independent to the ecoustic Sculpt™ Ceiling tile. ecoustic Sculpt™ Ceiling tile can be cut on site to accommodate for new and existing lighting and fixtures.

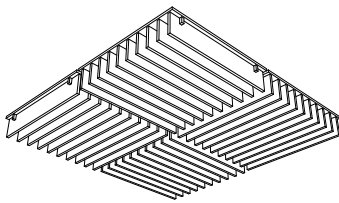
HVAC: Ensure ecoustic Sculpt™ Ceiling tile is compliant with the specified HVac system. ecoustic Sculpt™ Ceiling tile is recommended for Ducted Return Air and is not Plenum Return Air rated.

Back Loading: ecoustic Sculpt™ Ceiling tile is not suitable for back loading. Loads must be supported independently by the grid or through the use of additional fixtures.

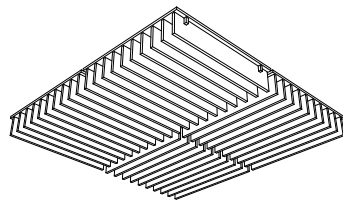
Versatile Ceiling Design Feature: ecoustic Sculpt™ tiles can be assembled in varying orientations to create a large-scale ceiling design feature. The tiles can be installed in an identical linear formation, mirrored to create larger shapes across multiple tiles or in a random orientation. Additionally, alternate 2' x 2' tiles can be rotated 90° to create a checkerboard pattern. Multiple colors can be featured to create added depth and interest.

Customizable: Architects and interior designers can also create their own custom designs for an interior scheme with the ecoustic Sculpt™ system. Please refer to our ecoustic Sculpt™ Custom Design Guide.

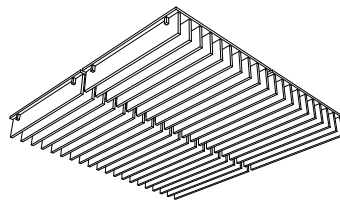
Tile Arrangements - 2' x 2' (both shallow & deep)



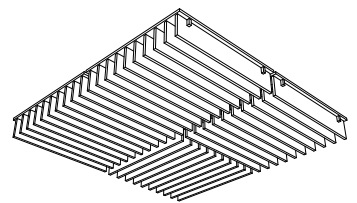
Checkerboard



Checkerboard 2



Linear



Random

Tile Arrangements - 4' x 2' (both shallow & deep)



Linear

ASSEMBLY OPTIONS

- Both 2' x 2' and 4' x 2' Classic tile sizes are suspended with structural aluminium rails, allowing the tile to rest in common suspended ceiling grid systems, and both tile formats provide equally spaced profiles between ceiling grid locations.
- Classic can be installed in varying orientations such as linear, rotated and random to create a large-scale ceiling design feature.
- Classic 2' tile profiles rest within the ceiling grid to express the grid and allow this tile to be rotated into a checkerboard pattern if desired.
- Classic 4' tile profiles incorporate small rebates at panel ends, which partially conceal the ceiling grid.
- Ensure to provide a plan of assembly for installation.

ECOUSTIC SCULPT™ LIGHTING

To suspend lighting or sprinklers through the Sculpt™ System, the back scrim should be cut on top of the tiles. Once cut, services such as light fixtures, etc. can be secured to dedicated rails over the tile, which bridge between the suspended T grid ceiling to hang either within the Sculpt™ System or below the system. In regards to the linear tiles (Classic, Steps, Peak, etc.) a portion of the profile will need to be removed from the tile to leave openings for down lights. This would mean that light fittings should be in the center of the tile, with profiles on either side of the opening held via the systems combs and hanging rails.

LED lighting is highly recommended for use with the Sculpt™ System

