

ECOUSTIC SCULPT™ INOUT



unika vaev
—
INSTYLE

Hear yourself think®

ECOUSTIC SCULPT™ COLOR



ALMOND



ARIZONA




BLUEBELL



COOL



DENIM



FAWN



GALAXY



HORIZON



IRIS



LEAF



OLIVE



OXIDE



SNOWDROP



TUNGSTEN



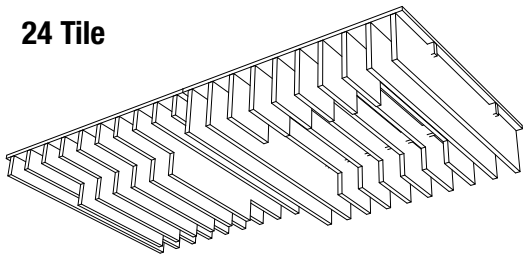
VENUS

Product may vary in color due to the nature of the media
Please refer to website for current color range

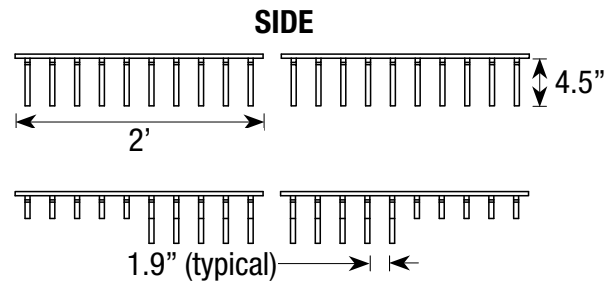
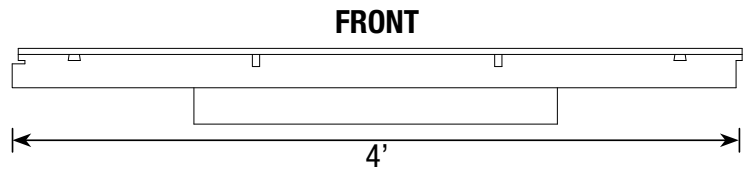
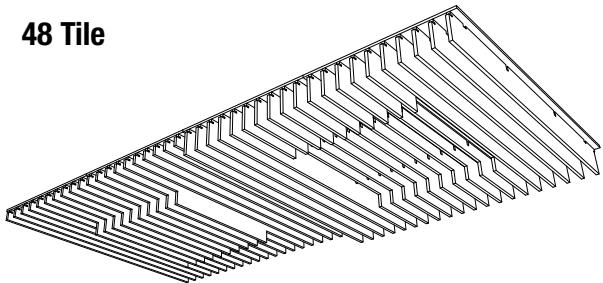
ecoustic® global leaders
by INSTYLE in acoustic
products

ECOUSTIC SCULPT™ INOUT

24 Tile



48 Tile



CONTENT	100% PET Panels with aluminum rails
DIMENSIONS	<p>24 Tile- 23 7/16" x 23 7/16" x 4 1/2" (595mm x 595mm x 115mm)</p> <p>48 Tile- 47 1/16" x 23 7/16" x 4 1/2" (595mm x 595mm x 115mm)</p> <p>Drops into existing T-Frame suspended ceiling systems with a nominal 24" x 24" or 48" x 24" grid.</p>
APPLICATION	Ceiling
FIRE RATINGS	Class A
ASTM E84	
AS/ISO 9705	
AS/NZS 1530.3	
VOC	Complies
Cal 01350	
ACOUSTIC	<p>Base NRC: 0.65 - 0.75 (Applies to all profiles)</p> <p>With Infill NRC: 0.90 (Applies to all profiles)</p> <p>*See graph on following page</p>
DROP CEILING	<p>ecoustic Sculpt™ Ceiling tile is designed to be compatible with 9/16" (15mm) and 15/16" (24mm) exposed tee grid systems in slim and standard profiles. Grid type must be specified with order.</p>
DESCRIPTION	<p>The Sculpt 'InOut' design evolved from creating a positive form from a negative extraction. The individual profiles are similar to an architectural battlement that are found in the shielding walls and towers of medieval castles. The profile utilizes equally spaced intervals so when installed as a collection of four tiles they create a square formation moving in and out. The tiles are ideally suited for a large ceiling installment to capture the form of the design.</p>

IMPORTANT

Toxicity: Polyester is nontoxic and is classed the same as wood under the state of New York article 15 Part 1120. ecoustic Sculpt™ Ceiling tile does not contain any Red list chemicals (USA EPA), free of PFCs, flame retardants, phthalates, and urea formaldehyde.

Environment: Certified low-VOC and Oeko Tex, the raw material ecoustic® SC is non-toxic, non-irritant and non-allergenic. The raw materials of Sculpt are third party certified by Oeko Tex.

Green Star + LEED: ecoustic Sculpt™ can achieve Green Star low-VOC points

Recyclable: ecoustic Sculpt™ Tiles are recyclable.

Moisture Absorption: Exposure to an atmosphere of 50% and 95% RH for four days provides moisture absorption of less than 0.2% per volume. As ecoustic Sculpt™ is 100% polyester, it will not degrade over time due to moisture, mildew, or rot in office environments.

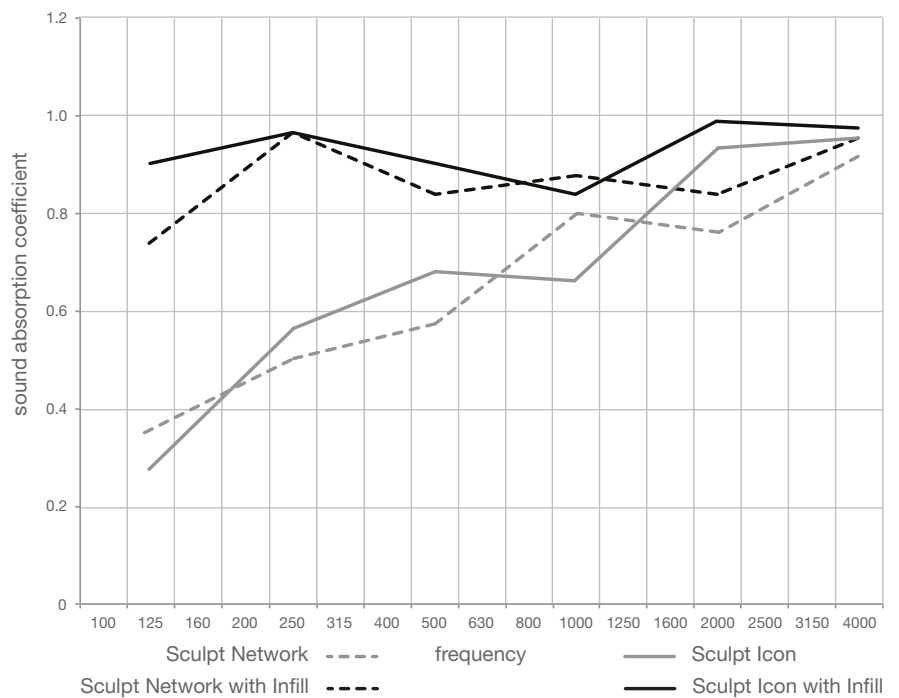
Fixtures: Any fixtures must be supported independent to the ecoustic Sculpt™ Ceiling tile. ecoustic Sculpt™ Ceiling tile can be cut on site to accommodate for new and existing lighting and fixtures.

HVAC: Ensure ecoustic Sculpt™ Ceiling tile is compliant with the specified HVAC system. ecoustic Sculpt™ Ceiling tile is recommended for Ducted Return Air and is not Plenum Return Air rated.

Back Loading: ecoustic Sculpt™ Ceiling tile is not suitable for back loading. Loads must be supported independently by the grid or through the use of additional fixtures.

ECOUSTIC SCULPT™ ACOUSTIC RESULTS

ecoustic Sculpt™ consists of 12 profiles each with different surface areas. Acoustic testing was performed on the smallest (Network) and largest (Icon) profiles, with and without ecoustic® Infill. This gives ecoustic Sculpt™ a NRC range that covers all 12 profiles.



ECOUSTIC SCULPT™ LIGHTING

To suspend lighting or sprinklers through the Sculpt™ System, the back scrim should be cut on top of the tiles. Once cut, services such as light fixtures, etc. can be secured to dedicated rails over the tile, which bridge between the suspended T grid ceiling to hang either within the Sculpt™ System or below the system. In regards to the linear tiles (Classic, Steps, Peak, etc.) a portion of the profile will need to be removed from the tile to leave openings for down lights. This would mean that light fittings should be in the center of the tile, with profiles on either side of the opening held via the systems combs and hanging rails.

LED lighting is highly recommended for use with the Sculpt™ System

